



Risk Factors for Human Infection:

1. Accidentally swallowing *Giardia* cysts from surfaces contaminated with feces, such as bathroom fixtures, changing tables, diaper pails, or toys contaminated with feces.
2. Drinking water from contaminated sources (e.g., lakes, streams, shallow [less than 50 feet] or poorly maintained wells).
3. Swallowing recreational water contaminated with cysts. Recreational water includes water in swimming pools, water parks, hot tubs or spas, fountains, lakes, rivers, springs, ponds, or streams that can be contaminated with feces or sewage.
4. Eating contaminated uncooked, fresh produce.
5. Having contact with someone who is infected with Giardiasis.
6. Changing diapers of children with Giardiasis.
7. Traveling to countries where Giardiasis is common and being exposed to the parasite as described above.

Protect Your Environment

Cysts passed in dog or cat feces are the source of environmental contamination, and these cysts can remain infective for weeks, and even longer when they are in water. For this reason, the best means of stool disposal is in garbage that goes to a landfill or is incinerated. Removing your pet's feces from the environment will significantly reduce the risk of transmission.

- Put dog or cat feces in plastic bags for disposal.
- Remove dog and feces from your yard and follow "pooper-scooper" laws.

Following these guidelines will help prevent infections with *Giardia* and most of the other parasites of pets that are shed in feces.

The Companion Animal Parasite Council

The Companion Animal Parasite Council (CAPC) is an independent council of veterinarians and other health care professionals established to create guidelines for the optimal control of internal and external parasites that threaten the health of pets and people. It brings together broad expertise in parasitology, internal medicine, human health care, public health, veterinary law, private practice and association leadership.

For more information about how parasites may affect your pet, please visit us at www.petsandparasites.org.

CAPC Platinum Sponsors



CAPC Gold Sponsors

Merial

CAPC Silver Sponsors

Intervet/Schering-Plough Animal Health
Summit VetPharm VCA ANTECH

CAPC Guidelines are endorsed by:



Giardiasis, Dogs, Cats, & People

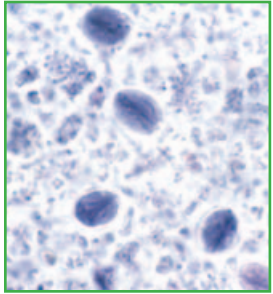


Companion Animal Parasite Council

www.petsandparasites.org

Giardia duodenalis

Giardia is a tiny parasite that lives in the intestines of various animals.




Giardia Cyst

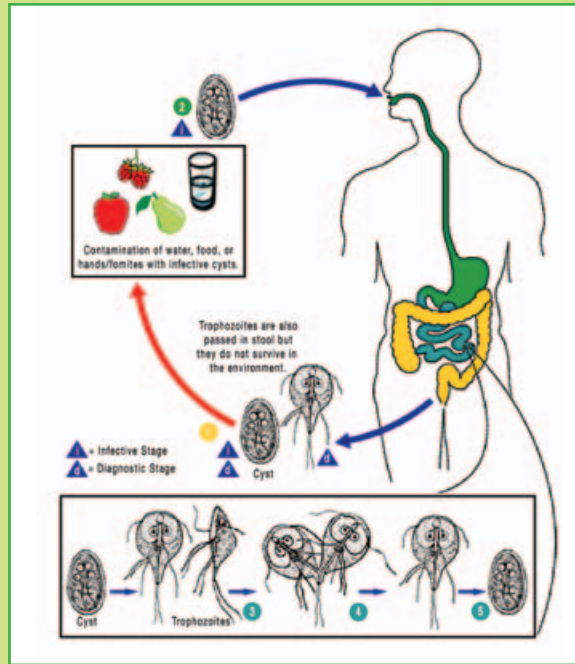


Trophozoite

Giardia is passed in the feces of animals in the form of a cyst that is resistant to many environmental extremes. These cysts are scattered through the environment in feces or fecal-contaminated water. These cysts are infectious when passed, and upon ingestion by the next host, the encysted trophozoites emerge from the cysts in the intestinal tract. Within the intestine, the trophozoites feed and multiply. Some trophozoites will then form a cyst wall around themselves, and those cysts will be passed in the feces to continue the cycle.



How Do Dogs, Cats, and People Become Infected?



People and pets rarely share each other's Giardia

People are typically infected with a human form of Giardia, dogs with a canine form, cats with a feline form, and cattle and sheep with a ruminant form. People are occasionally infected with a different form that is shared with animals. On rare occasions dogs and cats have been found infected with the human form. Thus, there is little evidence for direct transmission from pet dogs and cats to people. However, the rare occurrence of the human forms in cats and dogs means that there may be a slight chance that they pose a risk as a source of human infection.

To be able to distinguish the specific forms, the veterinarian is required to submit samples for specialized tests.



Symptoms of Infection

In dogs and cats, infection with Giardia is usually asymptomatic. Some pets will, however, develop persistent diarrhea. There is usually no blood in the stool.

In people, infection with Giardia also is often asymptomatic. However, some people can develop acute, intermittent, or chronic nonbloody diarrhea. Other symptoms in people include abdominal cramping, nausea, vomiting, loss of appetite, and weight loss.

Prevention and Treatment

- Unlike for heartworm disease, there are no drugs that can be routinely given to a pet that will prevent infection.
- Dogs, cats, and people that have symptoms of the infection can be treated; however, there are situations where it is difficult to clear an animal its infection.
- There are approved drugs for treating the infection in people. These drugs have not been approved for this specific use in dogs and cats, but these and similar drugs are used in them.